

HENLEY STOVES

2019 : VOL II



EVERY HOME DESERVES A HENLEY



HENLEY STOVES

is one of Ireland's leading stove companies based in County Kerry,
with 36 years of extensive background in stove industry.

The core aim at Henley is to provide a genuine quality product at affordable prices,
coupled with best in class customer service.

Our customers are our priority, so we strive to provide them with
a quality experience when it comes to purchasing any of our products.

All Henley Stoves are manufactured to the highest possible standard
& two Quality Control Managers complete a 32-point checklist on
each stove before it leaves our factory in County Kerry.



Henley Stoves is also the producer of the Bertoneri Collection of
Stone, Marble Surrounds & Fireplace Accessories.

Ask your local Henley Stockist about the 2019

Bertoneri Fireplace Collection Today

Premier Collection - Room Heaters 4 - 46

- | | |
|-------------------------------|--------------------------------|
| 4 • Apollo - insert | 26 • Lincoln - freestanding |
| 6 • Arklow - insert | 28 • Cambridge - freestanding |
| 8 • Achill - insert | 30 • Ascot - freestanding |
| 10 • Eden - freestanding | 32 • Kells - freestanding |
| 12 • Hazelwood - freestanding | 34 • Erne - freestanding |
| 14 • Dalewood - freestanding | 36 • Cheltenham - freestanding |
| 16 • Aran - freestanding | 38 • Skellig - freestanding |
| 18 • Sherwood - freestanding | 40 • Bracken - freestanding |
| 20 • Thames - freestanding | 42 • Tullamore - freestanding |
| 22 • Yale - freestanding | 44 • Druid - freestanding |
| 24 • Elcombe - freestanding | 46 • Achill - freestanding |



Premier Collection - Boilers 48 - 56

- | | |
|------------------------------|-----------------------------|
| 48 • Achill - insert | 54 • Druid - freestanding |
| 50 • Sherwood - freestanding | 56 • Blasket - freestanding |
| 52 • Achill - freestanding | |



European Collection - Room Heaters 58 - 82

- | | |
|-------------------------------|---------------------------|
| 58 • Orion - freestanding | 70 • Cedarwood - cassette |
| 60 • Zurich - freestanding | 72 • Athens - cassette |
| 62 • Elite G1 - freestanding | 76 • Faro - cassette |
| 64 • Elite G3 - freestanding | 78 • Porto - cassette |
| 66 • Zanzibar - freestanding | 80 • Lisbon - cassette |
| 68 • Barcelona - freestanding | 82 • BIO - pellet stoves |



European Collection - Boilers 86 - 88

- | | |
|------------------------|--------------------------|
| 86 • Lisbon - cassette | 88 • Faro 700 - cassette |
|------------------------|--------------------------|



Stove Dimensions

90 - 92

Stove & Fireplace Accessories

92 - 96

Please note that images of installations within this brochure may not conform to British and Irish building regulations.
All images are used for illustration purposes only. Please consult with a qualified professional installer
(HETAS registered in the United Kingdom & Republic of Ireland) for expert advice including the requirement for a hearth in your home.

Images contained within this brochure are Copyright 2019 of Henley Stoves, pixabay.com & unsplash.com



APOLLO 5kW - MATT BLACK



image © ian schneider unsplash 2019

5

APOLLO - ROOM HEATER - INSERT



Henley Stoves best selling Apollo insert room heater stove is a fully cast iron multi fuel stove with over 79% efficiency. Its convection based technology creates unrivalled constant warmth in your room.

It will fit most standard 16"/18" fireplace openings.

FINISH AVAILABLE:  **OUTPUT:** **5kW & 7KW**

*Matt Black, Enamel Black, Enamel Cream *(Enamel Cream only available in 5kW Model)*

ENERGY CLASS:  **EFFICIENCY:** **79%**



6

ARKLOW - ROOM HEATER - INSERT



The Arklow is another staple in our Henley insert range.
It is a fully cast iron multi fuel stove with over 79% efficiency.

The Arklow 5kW & 7kW has been tested with distance to combustibles of 300mm to the top, which makes it suitable for use with most timber surrounds.

Please Note: Each timber surround can be finished with different grades of varnish.

Henley Stoves cannot guarantee that some timber surrounds will not warp, shrink or split. As each installation is unique to the property, some timber surrounds may get too hot & will need to be replaced.

FINISH AVAILABLE: ● ● **OUTPUT:** 5kW & 7KW

Matt Black, Enamel Black

ENERGY CLASS: A **EFFICIENCY:** 79%



ARKLOW 5kW - ENAMEL BLACK



DEFRA
EXEMPT

ACHILL 6.6kW - MATT BLACK



image © david marcu unsplash 2019

9

ACHILL - ROOM HEATER - INSERT



The Achill 6.6kw insert room heater multi fuel stove is one of Henley Stoves best sellers due to its traditional look and excellent efficiency, boasting up to 77%. Its convection based technology creates unrivaled constant warmth in your room.

It will fit most standard 16"/18" fireplace openings.

FINISH AVAILABLE:  **OUTPUT:** 6.6kW

Matt Black, Enamel Black, Enamel Cream, Enamel Grey

ENERGY CLASS:  **EFFICIENCY:** 77%



EDEN 5kW - MATT BLACK



11

EDEN - ROOM HEATER - FREESTANDING



The Eden 5kW is a compact & reliable 5kW multi fuel Stove. Its superb cast iron construction and traditional design combined with modern technology, makes this stove a popular choice for any customer.

The Eden has achieved 82.8% Efficiency when burning Manufactured Smokeless Fuel

FINISH AVAILABLE: ● OUTPUT: 5kW

Matt Black

ENERGY CLASS: A EFFICIENCY: 83%



HAZELWOOD 5 LANDSCAPE ECO DESIGN READY




image © eirene thomaidou unsplash 2019

13

HAZELWOOD - ROOM HEATER - FREESTANDING



Introducing the Hazelwood range, New Wood-burning Room Heater Stoves. These New Wood-burners meets Henley's high environmental standards, ensuring a clean & as efficient burn as possible. With the Hazelwood range, you can be safe in the knowledge that you are heating your home with, one of the most reliable & Eco-friendly stoves in our range.

The Hazelwood is available in the 5kW Landscape & 4.9kW Compact models.

THE HAZELWOOD 4.9KW COMPACT WILL BE AVAILABLE IN MID 2019.

OUTPUT: 5kW & 4.9KW FINISH AVAILABLE:

Matt Black

ENERGY CLASS: +A EFFICIENCY: 78% | 83%

A

DALEWOOD - ROOM HEATER - FREESTANDING



The Dalewood 4.9kW Compact is the latest addition to Henleys new line of Wood burning Eco-Ready stoves. This stove has gone above & beyond in reaching Henley's highest environmental standards. These standards include some of the lowest combined readings of harmful gases and dust of any wood burning stove we have ever manufactured. This will ensure that your home is heated with one of the most greenest & efficient woodburning stoves available in Ireland & the UK.

The Dalewood will be available in 5kW Landscape & 4.9kW Compact models.

BOTH DALEWOOD MODELS AVAILABLE MID 2019

OUTPUT: **5kW & 4.9KW** FINISH AVAILABLE: 

Matt Black

ENERGY CLASS:  EFFICIENCY: **78% | 83%**



DALEWOOD 4.9kW - COMPACT - ECO DESIGN READY



16

ARAN - ROOM HEATER - FREESTANDING



The Aran 6kW multi fuel stove has been a Henley best seller from the beginning. Its beautiful traditional look will complement any interior design setting. Completely manufactured in cast iron, it is also available in a variety of enamel colours.

Aran also available in a variety of enamel finishes, Including New Enamel French Grey!

FINISH AVAILABLE:  **OUTPUT:** **6kW**

Matt Black, Enamel Black, Enamel Cream, Pearl Grey, Enamel Gallant Grey, Enamel French Grey,

ENERGY CLASS:  **EFFICIENCY:** **77%**



ARAN 6kW - FRENCH GREY



SHERWOOD 8kW - MATT BLACK



image © jeremy thomas unsplash 2019

19

SHERWOOD - ROOM HEATER - FREESTANDING



Sherwood - New Range of Henley External Air Multi Fuel Stoves. These stoves are external air ready if your house requires this but can be used as a standard stove also.

The Sherwood 5 has received an energy rating of A+ with nearly 82% efficiency

FINISH AVAILABLE: ●		OUTPUT: 5kW, 8kW, 12kW	
<i>Matt Black</i>			
ENERGY CLASS:	+A	EFFICIENCY:	5kW = 81% 8kW = 78% 12kW = 78%
	A		



20

THAMES - ROOM HEATER - FREESTANDING



The Thames multi fuel stove was designed specifically to fit under a standard 16" fireplace opening. It is ideal for those awkward cast iron canopies or if you have limited space on your hearth. Manufactured from steel with a cast iron door.

The Thames 4.5kW is rated A+ for efficiency & is suitable for a 16" recess

FINISH AVAILABLE:	●	OUTPUT:	4.5kW & 8kW
<i>Matt Black</i>			
ENERGY CLASS:	+A	EFFICIENCY:	4.5kW = 81% 8kW = 74%
	A		

THAMES 8kW - MATT BLACK



YALE 8kW - MATT BLACK



image © nils nedel unsplash 2019

23

YALE - ROOM HEATER - FREESTANDING



The Yale multi fuel stove was designed specifically to fit under a standard 16" fireplace opening. It is ideal for those awkward cast iron canopies or if you have limited space on your hearth. It is also external air ready if your house requires, manufactured from steel with a cast iron door

Ideal for those awkward cast iron canopies or if you have limited space on your hearth.

FINISH AVAILABLE: ● **OUTPUT:** 4.5kW & 8kW

Matt Black

ENERGY CLASS: **+A** **EFFICIENCY:** 4.5kW = 81%

A 8kW = 74%

ELCOMBE - ROOM HEATER - FREESTANDING



The Elcombe 5kw multi fuel stove is designed to show a large viewing glass. Combining a sleek body with solid features, the Elcombe will complement any modern or traditional interior. The Elcombe is fully DEFRA approved.


Elcombe available with or without a Logstore.

FINISH AVAILABLE: ● **OUTPUT:** 5kW

Matt Black

ENERGY CLASS: A **EFFICIENCY:** 77%





26

LINCOLN - ROOM HEATER - FREESTANDING



The Lincoln 5kW multi fuel stove is designed to show a large viewing glass. Its attractive look and excellent steel build quality with a cast iron door makes this stove an excellent choice for any customer.

The Lincoln 5kW is available with or without a Logstore.

FINISH AVAILABLE:  **OUTPUT:** **5kW**

Matt Black

ENERGY CLASS:  **EFFICIENCY:** **77%**



LINCOLN 5kW - MATT BLACK

CAMBRIDGE - ROOM HEATER - FREESTANDING



The Cambridge multi fuel stove is a blend of traditional values with a modern twist. Its popular look and excellent cast iron build quality makes this stove an excellent choice for any customer. Boasting primary, secondary and tertiary air for excellent air control and an efficiency level of up to 80.6%.

Available in 3 sizes in 5kw, 7.5kw and 10.5kw.

7.5kW & 10.5kW Models Only Available in Matt Black

FINISH AVAILABLE: **OUTPUT:** 5kW, 7.5kW & 10.5kW

Matt Black, Enamel Black, Enamel Cream

ENERGY CLASS: +A A **EFFICIENCY:** 5kW = 81% 10.5kW = 74% 7.5kW = 73%



CAMBRIDGE 5kW - ENAMEL CREAM



30

ASCOT - ROOM HEATER - FREESTANDING



The Ascot multi fuel stove brings the best of modern technology and traditional looks to the Henley range. This stove is external air ready if your house requires this but can be used as a standard stove also. This external air technology gives unrivaled air control.

The Ascot 5kW has been rated A+ for efficiency.

FINISH AVAILABLE:  **OUTPUT:** **5kW & 7kW**

Matt Black, Enamel Black, Enamel Cream

ENERGY CLASS:  **EFFICIENCY:** **5kW = 81%** **7kW = 74%**



ASCOT 7kW - ENAMEL CREAM

33

KELLS - ROOM HEATER - FREESTANDING



The Kells 6kW is an entry level stove in the Henley range. Its simple look combined with heavy cast iron construction has made it a regular choice for the Irish consumer. It comes as standard with a cool to touch handle and airwash technology for a nice view of your fire.

FINISH AVAILABLE:



Matt Black

OUTPUT:

6kW

ENERGY CLASS:

A

EFFICIENCY:

75%



KELLS 6kW - MATT BLACK

image © naomi hutchinson unsplash 2019



ERNE 8kW - MATT BLACK



35

ERNE - ROOM HEATER - FREESTANDING



The Erne 8kW is an original Henley model which has stood the test of time. Constructed from heavy cast iron material it has been a popular choice for many years. Comes as standard with a 5 year warranty.

FINISH AVAILABLE:  OUTPUT: 8kW

Matt Black

ENERGY CLASS:  A EFFICIENCY: 75%

CHELTENHAM 5kW - METALLIC SILVER LOGSTORE

37

CHELTENHAM - ROOM HEATER - FREESTANDING



The new multi fuel Cheltenham 5kW combines classic style with exemplary performance. The Cheltenham 5kW will operate at efficiency levels between 71% and 76% & precise air controls allow minimal heat loss into the flue.

The Cheltenham 5 is fully DEFRA approved.

The Cheltenham 5 available with or without a logstore.

FINISH AVAILABLE: **OUTPUT:** **5kW**

Metallic Silver, Metallic Black

ENERGY CLASS: **A** **EFFICIENCY:** **75.0%**



DEFRA
EXEMPT

SKELLIG - ROOM HEATER - FREESTANDING



The Skellig multi fuel stove is another main stay of the Henley collection. Manufactured from high quality heavy cast iron it has been a best seller year in and year out. It is available in both a room heater and boiler.

Available in Matt Black & Enamel Finishes & is rated A for efficiency.

FINISH AVAILABLE:    **OUTPUT:** **8KW**

Matt Black, Enamel Black, Enamel Cream,

ENERGY CLASS:  **A** **EFFICIENCY:** **70%**

SKELLIG 8kW - MATT BLACK



SKELLIG 8kW - ENAMEL CREAM





BRACKEN 9kW - MATT BLACK



41

BRACKEN - ROOM HEATER - FREESTANDING



The Bracken 9kw multi fuel stove mixes both traditional looks and modern technology. Its double combustion system allows for great fuel efficiency along with excellent air control.

It's separate ash door allows for easy cleaning.

FINISH AVAILABLE: ● OUTPUT: 9KW

Matt Black

ENERGY CLASS: A EFFICIENCY: 73%

42

TULLAMORE - ROOM HEATER - FREESTANDING



The Tullamore 14kw room heater stove is a heavy fully cast iron multi fuel stove suitable for large living areas. Its traditional looks combined with modern technology makes it a popular choice.

Its double combustion system gives excellent fuel efficiency at 77%

FINISH AVAILABLE:  OUTPUT: **14kW**

Matt Black

ENERGY CLASS:  EFFICIENCY: **77%**



TULLAMORE 14kW - MATT BLACK



image © dylan de jonge unsplash 2019

DRUID - ROOM HEATER - FREESTANDING



The Druid multi fuel range starts at 5kw and increases all the way to a 21kw in room heaters with 14kW & 20kW double sided external air stoves also available. It is constructed from high grade steel with a heavy cast iron door. It also has a double combustion system and cool to touch handle.

The Druid 5kW is also DEFRA Approved.

The Druid 14kW & 20kW are Double Sided External Air Stoves

FINISH AVAILABLE: ● **OUTPUT:** 5kW, 8kW, 12kW, 14kW, 16kW, 20kW, 21kW

Metallic Black

ENERGY CLASS: A **EFFICIENCY:** 5kW = 80% 8kW = 76% 12kW = 74%
14kW = 72% 16kW = 74% 20kW = 72% 21kW = 74%



DRUID 5kW - METALLIC BLACK



DRUID 14kW DS- METALLIC BLACK



ACHILL 16kW - MATT BLACK



47

ACHILL - ROOM HEATER - FREESTANDING



The Achill 16kw multi fuel room heater stove is designed to heat large living areas. It is a steel stove with a cast iron door and efficiency level of over 77%.

Secondary air mechanism helps keep your glass clean for that lovely open fire look while adding warmth to your home

FINISH AVAILABLE: ● OUTPUT: 16kW

Matt Black

ENERGY CLASS: A EFFICIENCY: 77%

48

ACHILL - BOILER - INSERT



The Achill multi fuel Insert boiler is capable of heating up to 9/10 single radiators on the 17.1kw and 13/14 single radiators on the 21kw. It is primarily designed to heat water to radiators.

We would strongly recommend that a radiator is fitted in the room where the stove is installed, to maximize heat output to the area.

FINISH AVAILABLE: ●	OUTPUT:	17.1kW & 21kW		
<i>Matt Black</i>	17.1 OUTPUT WATER:	11.9kW	21 OUTPUT WATER:	15.9kW
	17.1 OUTPUT ROOM:	2 TO 5.1kW	21 OUTPUT ROOM:	2 TO 5.1kW
ENERGY CLASS:	A	EFFICIENCY:	17.1kW - 74.5%	21kW - 73.3%

*A Boiler's heat output to the room in which it is fitted can vary depending on how many radiators are utilised.

image © john finn unsplash 2019



ACHILL 21kW - MATT BLACK



50

SHERWOOD - BOILER - FREESTANDING



Sherwood - New Range of Henley multi fuel external air stoves.

The Sherwood range needs to be installed with its own separate air supply. This external air supply allows the stove to be installed in a room that may otherwise be sealed to an extent that would prohibit the correct and safe burning of a stove.

The Sherwood 12kW Boiler can heat up to 6-7 single radiators.

The Sherwood 21kW Boiler can heat up to 12-13 single radiators.

FINISH AVAILABLE:  **OUTPUT:** **12kW & 21kW**

Matt Black

12 OUTPUT WATER: **7.0kW** **21 OUTPUT WATER:** **15.9kW**

12 OUTPUT ROOM: **5.1kW** **21 OUTPUT ROOM:** **5.1kW**

ENERGY CLASS:  **EFFICIENCY:** **12kW - 77%** **21kW - 76%**

*A Boiler's heat output to the room in which it is fitted can vary depending on how many radiators are utilised.



SHERWOOD 12kW - MATT BLACK

ACHILL - BOILER - FREESTANDING



The Achill 18kw boiler multi fuel stove is designed to heat up to 10 -11 single radiators.

It is a steel stove with a cast iron door and efficiency level of over 75%.

Its secondary air mechanism helps keep your glass clean for that lovely open fire look while adding warmth to your home.

Unique Eco baffle which creates extra boiler heat in comparison to a standard boiler.

FINISH AVAILABLE: ● **OUTPUT:** 18kW


Matt Black **OUTPUT WATER:** 10.7kW **OUTPUT ROOM:** 6.6kW

ENERGY CLASS: A **EFFICIENCY:** 79%

*A Boiler's heat output to the room in which it is fitted can vary depending on how many radiators are utilised.



ACHILL 18kW - MATT BLACK





DRUID 30kW - MATT BLACK




image © alejandro luengo unsplash 2019

55

DRUID - BOILER- FREESTANDING



The Druid 12kW - 30kW Multi Fuel boiler stoves are the most popular boiler stove in the Henley range. It is capable of heating up to 7 - 21 radiators depending on the model. It is constructed from high grade steel with a heavy cast iron door. It also has a double combustion system and cool to touch handle.

The Druid 21kW, 25kW & 30kW are available with External Air.

FINISH AVAILABLE:  **OUTPUT:** 12kW, 21kW, 25kW, 30kW

Matt Black

ENERGY CLASS:  **A**

12 EFFICIENCY:	77%	21 EFFICIENCY:	77%
12 OUTPUT WATER:	7.0kW	21 OUTPUT WATER:	15kW
12 OUTPUT ROOM:	5.0kW	21 OUTPUT ROOM:	6kW
25 EFFICIENCY:	77%	30 EFFICIENCY:	77%
25 OUTPUT WATER:	19kW	30 OUTPUT WATER:	23kW
25 OUTPUT ROOM:	6kW	30 OUTPUT ROOM:	7kW

*A Boiler's heat output to the room in which it is fitted can vary depending on how many radiators are utilised.

BLASKET - BOILER - FREESTANDING



The Blasket 21kw Multi Fuel boiler is ideally suited for most Irish homes and is capable of heating up to 13-14 radiators. Constructed fully from the highest quality cast iron. It has a separate ash door for easy cleaning and is thermostatically controlled.

Available in a choice of enamel colours



Matt Black, Enamel Black, Enamel Cream

ENERGY CLASS: **A** EFFICIENCY: **78%**

OUTPUT: **21kW** OUTPUT WATER: **11.3kW** OUTPUT ROOM: **8kW**

*A Boiler's heat output to the room in which it is fitted can vary depending on how many radiators are utilised.



BLASKET 21kW - ENAMEL CREAM

ORION - ROOM HEATER - FREESTANDING

*ORION 700 AVAILABLE MAY 2019



The Orion range combines the sleek lines of a cassette with the presence of a freestanding stove. It comes as standard with a multi fuel kit and with an option of either a low or high log box.

The Orion range are available with or without a Logstore.

FINISH AVAILABLE: ●

Black Glass

OUTPUT: ORION 400 = 5kW ORION 700 = 10kW

ENERGY CLASS: A **EFFICIENCY:** ORION 400 = 78% ORION 700 = 78%



ORION 700 - BLACK GLASS



ORION 400 - BLACK GLASS



60

ZURICH - ROOM HEATER - FREESTANDING



The Zurich 8kw Pedestal stove is a modern European type stove available in a choice of cast iron or steel. It is capable of burning dried wood, peat and briquettes with an efficiency of 78%.

Pedestal Stove with a sleek metallic black finish.

The Zurich uses Wood or Briquette Fuel Only

FINISH AVAILABLE: ● **OUTPUT:** 8kW

Metallic Black

ENERGY CLASS: A **EFFICIENCY:** 78%



ZURICH WITH PEDESTAL

ELITE G1 - ROOM HEATER - FREESTANDING



The Elite G1 7kW stove is part of the New Elite Collection, which combines aesthetics and functionality. Uses high quality chamotte ceramic, a durable heat resistant material which prevents damage to walls and other objects. Also incorporates a hermetically sealed chamber that allows for correct combustion regulation, which results in less fuel consumption & over 81% efficiency.

The Elite G1 uses Wood or Briquette Fuel Only

FINISH AVAILABLE: ● ● ● **OUTPUT:** **7KW**

Matt Black, Ceramic Red, Ceramic White

ENERGY CLASS: **+A** **EFFICIENCY:** **82%**



ELITE G1 - CERAMIC RED



ELITE G1 - CERAMIC WHITE



ELITE G1 - MATT BLACK ECO DESIGN READY



ELITE G3 - ECO DESIGN READY

65

ELITE G3 - ROOM HEATER - FREESTANDING



The Henley Stoves Elite Collection uses only the highest quality material to produce the highest quality stoves. Each Elite Stove incorporates a hermetically sealed chamber that allows for correct combustion regulation, which results in less fuel consumption & higher efficiency.

The Elite G3 uses Wood or Briquette Fuel Only

FINISH AVAILABLE:  OUTPUT: **6kW**

Matt Black

ENERGY CLASS:  **A** EFFICIENCY: **78%**



ZANZIBAR - ROOM HEATER - FREESTANDING



The Zanzibar Range incorporates a unique shape, which allows the stove to be fitted as a main wall feature or as an eye-catching room centerpiece. Excellent air wash system to keep the viewing window clear and a handy log storage compartment below make this a wonderful focal point in any home.

The Zanzibar 5kW Freestanding Stove is also available in Soapstone & 3 Side Infinity Glass Versions.

The Zanzibar 5kW Stove Range only uses Wood or Briquette Fuel.

FINISH AVAILABLE: ● ● ● **OUTPUT:** **5kW**

Black Glass, Soapstone, 3 Side Glass

ENERGY CLASS: **+A** **EFFICIENCY:** **81%**



ZANZIBAR - SOAPSTONE



ZANZIBAR - INFINITY GLASS



ZANZIBAR - BLACK GLASS ECODESIGN READY



image © alexandre perotto unsplash 2019

68

BARCELONA - ROOM HEATER - FREESTANDING



The Barcelona stove is new to the Henley range. This stoves combines aesthetics and functionality with high quality vermiculite firebox lining & unique 'comfort close' hydraulic door lock.

The Barcelona has achieved 84% efficiency, giving it an A+ energy rating.

The Barcelona can only be used with Wood or Briquette Fuel.

FINISH AVAILABLE:  **OUTPUT:** **5kW**

Matt Black

ENERGY CLASS:  **EFFICIENCY:** **84%**



BARCELONA 5kW - ECODESIGN READY



CEDARWOOD - ROOM HEATER - CASSETTE



The Cedarwood is Henley's newest range of wood burning cassette stoves. Combining sleek black glass with the functionality of a high efficient, eco-friendly contemporary stove.

The Cedarwood range is available with a black glass frame as standard and is available in two versions; The Cedarwood 400 4.3kW & the Cedarwood 615 Landscape 4.7kW.

FINISH AVAILABLE:

Black Glass

CEDARWOOD 400 OUTPUT: 4.3kW

CEDARWOOD 615 OUTPUT: 4.7kW

CEDARWOOD 400 EFFICIENCY: 83%

CEDARWOOD 615 EFFICIENCY: 81%

ENERGY CLASS:



CEDARWOOD 615 - LANDSCAPE - ECO DESIGN READY



CEDARWOOD 400 - ECO DESIGN READY

ATHENS 400 - 500 - ROOM HEATERS - CASSETTE



The Athens 400 & 500 Wood Burning Cassette Stoves are manufactured with beautiful steel construction & boasts excellent burn control along with an 80% plus efficiency level. Sleek modern design and large viewing glass looks stunning in any home.

Suitable for heat ducting and with optional external air.

The Athens Range comes as standard with a 4 Sided Glass Frame.

FINISH AVAILABLE: ●

Black Glass

OUTPUT: ATHENS 400 = 6kW | ATHENS 500 = 8kW

A **EFFICIENCY:** ATHENS 400 = 78% | ATHENS 500 = 78%




ATHENS 500 - BLACK GLASS



image © pixabay 2019



ATHENS 700 - BLACK GLASS



75

ATHENS 700 - 900 - ROOM HEATERS - CASSETTE

*ATHENS 700 AVAILABLE MAY 2019



The Athens 700 & 900 Wood Burning Cassette Stoves are manufactured with beautiful steel construction and boasts excellent burn control along with an 75% plus efficiency level. The bigger brothers of the Athens Room Heater Range, their large landscape window create an eye-catching focal point for any interior setting.

Suitable for heat ducting and with optional external air.

The Athens Range comes as standard with a 4 Sided Glass Frame.

FINISH AVAILABLE: 

Black Glass

OUTPUT: ATHENS 700 = 12kW ATHENS 900 = 14kW

EFFICIENCY: ATHENS 700 = 76% ATHENS 900 = 75% ENERGY CLASS:  A



76

FARO 500 - ROOM HEATER - CASSETTE



The Faro 500 Multi fuel Cassette is the most popular stove in the Henley European collection. Manufactured in beautiful Portugal from steel construction and boast excellent burn control along with an 75% plus efficiency level. Sleek modern design and large viewing glass looks stunning in any home.

The Faro is available in Charcoal with a choice of a 3 or 4 sided frame with optional external air.

Suitable for heat ducting and with optional external air.

FINISH AVAILABLE: 
Charcoal

OUTPUT: FARO 500 = 6kW

ENERGY CLASS:  **A** **EFFICIENCY:** FARO 500 = 76%



FARO 500 - CHARCOAL

FARO 600 - 600 DS - ROOM HEATER - CASSETTE



The Henley Faro 600 & 600 Double Sided stoves are infernos of fire, boasting a staggering 10kW of heat to the room ensuring you and your family are kept warm and cozy during the cold winter months. Available in Charcoal with a choice of a 3 or 4 sided frame with optional external air.

The Faro 600 is available in both a standard & double sided models.
Suitable for heat ducting and with optional external air.

FINISH AVAILABLE: 
Charcoal

OUTPUT: FARO 600 = 10kW FARO 600 DS = 10kW

EFFICIENCY: FARO 600 = 76% FARO 600 DS = 78% **ENERGY CLASS:**  A



FARO 600 - CHARCOAL





LISBON 700 - CHARCOAL / BLACK GLASS



image © andreas brucker unsplash 2019

81

LISBON 700 - 900 - 900 DS - ROOM HEATERS - CASSETTE



The Lisbon's are a range of Wood Burning Cassette Stove manufactured in southern Portugal from steel and boast excellent burn control along with an 80% plus efficiency level. Their sleek modern design and large viewing glass looks stunning in any home.

The Lisbon is available in 700, 900 & 900 Double Sided Models. Suitable for heat ducting and with optional external air.

FINISH AVAILABLE: 

Charcoal / Black Glass

OUTPUT: LISBON 700 = 10kW LISBON 900 = 14kW LISBON 900 DS = 11kW

EFFICIENCY: LISBON 700 = 82% LISBON 900 = 81% LISBON 900 DS = 80%

ENERGY CLASS:  A

BIO 80 - PELLET STOVE - ROOMHEATER - FREESTANDING



Henley are delighted to announce the new FAIR range of Italian made pellet stoves. Special features include; Reinforced steel structure, Cast iron brazier, Removable ash drawer, Painted steel covering, Chimney protection system, Enhanced thermal exchanger Intelligent heating System, Safety on over-temperature of reservoir / stove & a weekly programmer with 4 on / 4 off daily time settings.

The New Fair BIO Pellet Stoves from Henley are the most economical stoves in our range, reaching efficiency levels of between 91% & 93%.

FINISH AVAILABLE: ● ● ○ **OUTPUT:** 7.7KW

Nero Black, Bordeaux Red, Bianco White

ENERGY CLASS: +A **EFFICIENCY:** 93%



BIO 80 - NERO BLACK



BIO 80 - BORDEAUX RED



BIO 80 - BIANCO WHITE

BIO 80Q - NERO BLACK



BIO 80 - BIANCO WHITE



BIO 80 - BORDEAUX RED

85

BIO 80Q ROUND - PELLET STOVE - ROOMHEATER - FREESTANDING



Henley are delighted to announce the new FAIR range of Italian made pellet stoves. Special features include; Reinforced steel structure, Cast iron brazier, Removable ash drawer, Painted steel covering, Chimney protection system, Enhanced thermal exchanger Intelligent heating System, Safety on over-temperature of reservoir / stove & a weekly programmer with 4 on / 4 off daily time settings.

The New Fair BIO Pellet Stoves from Henley are the most economical stoves in our range, reaching efficiency levels of between 91.5% & 93%.

FINISH AVAILABLE: OUTPUT: 7.7KW

Nero Black, Bordeaux Red, Bianco White

ENERGY CLASS: +A EFFICIENCY: 93%



86

LISBON - BOILER - CASSETTE



The Lisbon Boiler Stove is manufactured with beautiful steel construction and boasts excellent burn control along with an 76% plus efficiency level.

Its sleek modern design and large viewing glass looks stunning in any home.

Available in 16kW, 21kW & 21kW Double Sided Outputs.

The Lisbon range of boilers must be fitted with external air.

Suitable for heat ducting.

FINISH AVAILABLE: ●

Black Glass

ENERGY CLASS: A **EFFICIENCY:** 76.0%

LISBON 16kW OUTPUT: 16kW **OUTPUT WATER:** 11kW **OUTPUT ROOM:** 5kW

LISBON 21kW OUTPUT: 21kW **OUTPUT WATER:** 16kW **OUTPUT ROOM:** 5kW

LISBON 21kW DS OUTPUT: 21kW **OUTPUT WATER:** 16kW **OUTPUT ROOM:** 5kW

*A Boiler's heat output to the room in which it is fitted can vary depending on how many radiators are utilised.




LISBON 21kW BOILER



FARO 700 - 16kW BOILER

image © tom byrom unsplash 2019



89

FARO 700 - BOILER - CASSETTE



The Faro Boiler Stove is manufactured with beautiful steel construction and boasts excellent burn control along with an 76% plus efficiency level. Faro Boilers must be fitted with External Air.

The Faro 700 16kW Boiler will heat 9 to 10 single radiators.

Faro 700 21kW Boiler & Faro 700 21kW Boiler Double Sided will heat 12 to 13 single radiators.

FINISH AVAILABLE: ●

Black Glass

ENERGY CLASS: A **EFFICIENCY:** 76.0%

FARO 700 16kW OUTPUT: 16kW **OUTPUT WATER:** 11kW **OUTPUT ROOM:** 5kW

FARO 700 21kW OUTPUT: 21kW **OUTPUT WATER:** 16kW **OUTPUT ROOM:** 5kW

FARO 700 21kW DS OUTPUT: 21kW **OUTPUT WATER:** 16kW **OUTPUT ROOM:** 5kW

*A Boiler's heat output to the room in which it is fitted can vary depending on how many radiators are utilised.

DIMENSIONS: HENLEY PREMIER COLLECTION: ROOM HEATERS

	HEIGHT	WIDTH	DEPTH	FLUE	BACKBOX HEIGHT	BACKBOX WIDTH	BACKBOX DEPTH
ACHILL 6.6KW - INSERT	595mm	485mm	428mm	125mm	570mm	400mm	370mm
ACHILL 16KW - FREESTAND	650mm	606mm	479mm	153mm	-	-	-
APOLLO 5KW - INSERT	595mm	485mm	360mm	125mm	487mm	396mm	270mm
APOLLO 7KW - INSERT	595mm	485mm	425mm	125mm	520mm	396mm	370mm
ARAN 6KW	650mm	450mm	400mm	125mm	-	-	-
ARKLOW 5KW - INSERT	591mm	499mm	370mm	125mm	520mm	396mm	270mm
ARKLOW 7KW - INSERT	591mm	499mm	439mm	125mm	520mm	396mm	370mm
ASCOT 5KW	505mm	399mm	320mm	125mm	-	-	-
ASCOT 7KW	559mm	494mm	332mm	125mm	-	-	-
BRACKEN 9KW	581mm	520mm	355mm	125mm	-	-	-
CAMBRIDGE 5KW	511mm	390mm	310mm	125mm	-	-	-
CAMBRIDGE 7.5KW	592mm	430mm	375mm	125mm	-	-	-
CAMBRIDGE 10.5KW	621mm	490mm	367mm	153mm	-	-	-
CHELTENHAM 5KW	630mm	510mm	400mm	125mm	-	-	-
CHELTENHAM 5KW - LS	880mm	510mm	400mm	125mm	-	-	-
DRUID 5KW	548mm	405mm	320mm	125mm	-	-	-
DRUID 8KW	570mm	520mm	386mm	153mm	-	-	-
DRUID 12KW	623mm	595mm	427mm	153mm	-	-	-
DRUID 14KW - DS	625mm	590mm	541mm	153mm	-	-	-
DRUID 16KW	650mm	632mm	430mm	153mm	-	-	-
DRUID 20KW - DS	628mm	590mm	631mm	153mm	-	-	-
DRUID 21KW	680mm	660mm	465mm	153mm	-	-	-
EDEN 5KW	485mm	410mm	310mm	125mm	-	-	-
ELCOMBE 5KW	585mm	490mm	342mm	125mm	-	-	-
ELCOMBE 5KW - LS	815mm	490mm	342mm	125mm	-	-	-
ERNE 8KW	600mm	446mm	377mm	125mm	-	-	-
HAZELWOOD 5KW	623mm	550mm	335mm	125mm	-	-	-
KELLS 6KW	575mm	415mm	389mm	125mm	-	-	-
LINCOLN 5KW	585mm	490mm	323mm	125mm	-	-	-
LINCOLN 5KW - LS	815mm	490mm	323mm	125mm	-	-	-
SHERWOOD 5KW	559mm	382mm	362mm	125mm	-	-	-
SHERWOOD 8KW	600mm	490mm	380mm	153mm	-	-	-
SHERWOOD 12KW	630mm	540mm	447mm	153mm	-	-	-
SKELLIG 8KW	700mm	540mm	450mm	153mm	-	-	-
THAMES 4.5KW - SL	522mm	398mm	300mm	125mm	-	-	-
THAMES 8KW - SL	575mm	560mm	305mm	153mm	-	-	-
TULLAMORE 14KW	699mm	670mm	435mm	153mm	-	-	-
YALE 5KW	522mm	398mm	300mm	125mm	-	-	-
YALE 8KW	575mm	560mm	305mm	153mm	-	-	-

* ALL DIMENSIONS ARE CORRECT AT TIME OF PRINT, BUT MAY BE SUBJECT TO CHANGE. PLEASE CONFIRM EXACT MEASUREMENTS BEFORE COMMENCING ANY INSTALLATION WORKS

DIMENSIONS: HENLEY PREMIER COLLECTION: BOILERS

	HEIGHT	WIDTH	DEPTH	FLUE	BACKBOX HEIGHT	BACKBOX WIDTH	BACKBOX DEPTH
ACHILL 17.1KW - INSERT	590mm	555mm	500mm	153mm	560mm	430mm	345mm
ACHILL 18KW - FREESTAND	650mm	615mm	445mm	153mm	-	-	-
ACHILL 21KW - INSERT	635mm	626mm	535mm	153mm	575mm	550mm	355mm
BLASKET 21KW	820mm	620mm	560mm	153mm	-	-	-
DRUID 12KW	623mm	595mm	472mm	153mm	-	-	-
DRUID 21KW	680mm	660mm	465mm	153mm	-	-	-
DRUID 25KW	685mm	660mm	510mm	153mm	-	-	-
DRUID 30KW	732mm	740mm	535mm	153mm	-	-	-
SHERWOOD 12KW	630mm	540mm	447mm	153mm	-	-	-
SHERWOOD 21KW	727MM	613MM	440MM	153mm	-	-	-

* ALL DIMENSIONS ARE CORRECT AT TIME OF PRINT, BUT MAY BE SUBJECT TO CHANGE. PLEASE CONFIRM EXACT MEASUREMENTS BEFORE COMMENCING ANY INSTALLATION WORKS

DIMENSIONS: HENLEY EUROPEAN COLLECTION: ROOM HEATERS

ATHENS 400	626mm	468mm	350mm	153mm	550mm	395mm	-
ATHENS 500	630mm	577mm	350mm	153mm	550mm	500mm	-
ATHENS 700	720mm	835mm	350mm	153mm	555mm	690mm	-
ATHENS 900	707mm	1042mm	350mm	153mm	555mm	890mm	-
BARCELONA	1119mm	490mm	480mm	153mm	-	-	-
ELITE G1	1133mm	508mm	508mm	153mm	-	-	-
CEDARWOOD 400	619mm	499mm	390mm	125mm	400mm	-	-
CEDARWOOD 615	485mm	682mm	390mm	125mm	315mm	-	-
ELITE G3	1154mm	504mm	504mm	153mm	-	-	-
FARO 500	625mm	570mm	350mm	153mm	550mm	500mm	-
FARO 600	625mm	670mm	350mm	153mm	600mm	600mm	-
FARO 600 DS	625mm	670mm	430mm	153mm	600mm	600mm	-
LISBON 700	625mm	765mm	370mm	153mm	550mm	690mm	-
LISBON 900	625mm	960mm	370mm	153mm	550mm	890mm	-
LISBON 900 DS	625mm	960mm	431mm	153mm	550mm	890mm	-
ORION 400	560mm	415mm	370mm	153mm	-	-	-
ORION 400 - LS	970mm	415mm	370mm	153mm	-	-	-
ORION 700	560mm	710mm	370mm	153mm	-	-	-
ORION 700 - LS	820mm	710mm	370mm	153mm	-	-	-
ZANZIBAR - BL.GLASS	957mm	467mm	455mm	153mm	-	-	-
ZANZIBAR - SOAPSTONE	985mm	467mm	455mm	153mm	-	-	-
ZANZIBAR - GLASS	996mm	463mm	407mm	153mm	-	-	-
ZURICH	1022mm	530mm	430mm	125mm	-	-	-

* PLEASE NOTE: ALL CASSETTE STOVE DIMENSIONS INCLUDE FRAME UNLESS STATED OTHERWISE

** MEASUREMENT EXCLUDES FRAME

*** ALL DIMENSIONS ARE CORRECT AT TIME OF PRINT, BUT MAY BE SUBJECT TO CHANGE. PLEASE CONFIRM EXACT MEASUREMENTS BEFORE COMMENCING ANY INSTALLATION WORKS

DIMENSIONS: HENLEY EUROPEAN COLLECTION: PELLET STOVES

	HEIGHT	WIDTH	DEPTH	FLUE	BACKBOX HEIGHT	BACKBOX WIDTH
BIO 80	895mm	425mm	435mm	80mm	-	-
BIO 80Q ROUND	900mm	510mm	480mm	80mm	-	-

DIMENSIONS: HENLEY EUROPEAN COLLECTION: BOILERS

	HEIGHT	WIDTH	DEPTH	FLUE	BACKBOX HEIGHT	BACKBOX WIDTH
LISBON 700 16KW - BOILER	650mm	757mm	470mm**	153mm	600mm	700mm
LISBON 700 21KW - BOILER	650mm	757mm	540mm**	153mm	740mm	690mm
LISBON 700 DS - BOILER	652mm	765mm	610mm**	153mm	700mm	690mm
FARO 700 - 16KW BOILER	650mm	757mm	460mm	153mm	595mm	690mm
FARO 700 - 21KW BOILER	650mm	757mm	540mm	153mm	785mm	690mm
FARO 700 - 21KW BOILER DS	650mm	757mm	600mm	153mm	730mm	695mm

* PLEASE NOTE: ALL CASSETTE STOVE DIMENSIONS INCLUDE FRAME UNLESS STATED OTHERWISE

** MEASUREMENT EXCLUDES FRAME

HENLEY STOVES ACCESSORIES

Henley Stoves provides an extensive selection of accessories & other stove essentials for all our wood burning & multi fuel stoves. Increase your comfort, as well as the longevity of your Henley Stove.



CERAMIC FIBRE INSULATION - 7M



ALUMINIUM FOIL TAPE - 50MM



HEAT RESISTANT GLOVES



THERMAL SEAL TAPE - 25MM X 10M



ROPE & GLUE KIT - 3 SIZES AVAIL.



DIGITAL MOISTURE METER

HENLEY STOVES ACCESSORIES



ASH SWEEPING BRUSH



ASH SHOVEL - BLACK FINISH



KINDLING BUCKET - CREAM



ASH BUCKET - TAUPE



ASH BUCKET - CREAM WITH LID



COAL BUCKET - MATT BLACK



HIGH TEMP. STOVE PAINT



STOVE PIPE THERMOMETER



CARBON MONOXIDE ALARM



ASH VACUUM - SILVER



ASH VACUUM - MATT BLACK



HEAT POWERED STOVE FAN

NATURAL STONE TILES

Bring the charm of the outdoors into your home with our natural stone tiles. A distinctive and popular choice to incorporate into both contemporary & traditional design projects. Choose from our range of 4 styles of stone tiles to create a superior natural feature for your home.



Oyster Slate VS-01



Multicolour Slate VS-02



Black Granite VS-03



White Quartz VS-04

EXTERIOR STONE CLADDING



MULTICOLOR SLATE - ZY-21




BLACK PENCIL SLATE - ZY-22A



GREY SLATE - ZY-22

DIMENSIONS EXTERNAL CLADDING

Thickness = 30mm



STOVE HEARTHIS - TOUGHENED GLASS

Henley's superb range of Glass Hearths includes both clear & black glass. Elegant & stylish designs are sure to compliment any of our installations. At Henley all our Glass Hearth Pieces are manufactured to the highest possible standard using only top quality 12MM toughened glass.



TEARDROP CLEAR GLASS
900mm x 900mm x 12mm



TRUNCATE CLEAR GLASS
800mm x 750mm x 12mm



SQUARE CLEAR GLASS
800mm x 800mm x 12mm



HALF-MOON CLEAR GLASS
800mm x 800mm x 12mm



TEARDROP BLACK GLASS
900mm x 900mm x 12mm



TRUNCATE BLACK GLASS
800mm x 750mm x 12mm



SQUARE BLACK GLASS
800mm x 800mm x 12mm




HALF-MOON BLACK GLASS
800mm x 800mm x 12mm

WOOD EFFECT BEAMS

Available in: 1220mm x 150mm x 150mm
Available in: 1372mm x 150mm x 150mm

Our wood-effect beams are manufactured from a non-combustible material & finished with a water-based stain. Currently available in 2 charming shades of oak, these designs are perfect for any interior design project.



LIGHT OAK



OAK

STOVE HEARTHHS - POLISHED BLACK GRANITE



CURVED BLACK GRANITE HEARTHHS

36" x 24" with 3" Riser | 36" x 29" with 3" Riser
 36" x 36" w/ 3" Riser | 54" x 24" with 3" Riser
 54" x 29" with 3" Riser | 60" x 24" with 3" Riser
 60" x 29" with 3" Riser



CURVED HEARTHHS W/ CHAMFER

36" x 12" 30mm Extension Piece
 36" x 30" with 30mm Slab Chamfer



SPLAYED GRANITE HEARTHHS

36" x 30" with 2" Riser



GRANITE HEARTH EXTENSION PIECES

36" x 24" with 3" Riser | 36" x 29" with 3" Riser
 36" x 36" w/ 3" Riser | 54" x 24" with 3" Riser
 54" x 29" with 3" Riser | 60" x 24" with 3" Riser
 60" x 29" with 3" Riser



STRAIGHT GRANITE HEARTHHS

24" x 24" with 2" Riser | 54" x 18" with 2" Riser
 54" x 20" with 2" Riser | 54" x 24" with 2" Riser
 60" x 18" with 2" Riser | 60" x 24" with 2" Riser



TEARDROP GRANITE HEARTHHS

800mm x 800mm | 900mm x 900mm

ICON KEYSTONE



EUROPEAN STANDARD of test for stoves fired by solid fuel, Incorporating corrigenda September 2003, June 2006 and August 2007



5 YEAR WARRANTY:

1 year standard manufacturers warranty as in accordance with EU regulations. 2 year standard Henley warranty, 2 year extended Henley warranty will be added if stove warranty is registered Online within first 3 months of purchase of your new Henley room heater stove.



CLEAN BURN:

A Henley stove with this icon features a tertiary air system. This creates a clean-burn system where hot air is pushed into the firebox above the normal height of the fire. This allows the excess gases to combust given a cleaner burn.



AIR-WASH:

All Henley stoves come with an air wash system which helps to keep the glass clean. It uses a specially placed vent or vents to draw in air from the outside which will wash over the front of the glass



ECO-DESIGN READY

A Henley stove with this icon is a stove which has passed the requirements as set down by the European Union's Eco Design Standards 2022.



DEFRA EXEMPT:

A Henley stove with this icon are DEFRA exempt and have been fully tested to this standard. A DEFRA exempt stove can be used in a Smoke Control Area where as a non DEFRA stove cannot.



WOOD BURNING:

This icon denotes that this Henley stove uses Wood Fuel only.



EXTERNAL AIR:

A Henley stove with this icon has an external air facility allowing the air to come directly from outside your building rather than through a vent in the room. This is required for heat recovery systems in new build projects



FINISH OPTION

A Henley stove with this icons means the stove comes in a variety of painted/enamel finishes.



THERMOSTAT

A Henley stove with this icon is a boiler stove which comes with a thermostat control. This regulates the amount of air released into the stove until it reaches the optimum temperature and automatically closes.



HETAS APPROVED APPLIANCE

The HETAS Approved Product logo gives reassurance to the installer & end user that the appliance complies fully with current energy efficiency and safety requirements.

WHY CHOOSE HENLEY

ECO-DESIGN READY?

33%
REDUCTION IN
CARBON MONOXIDE

NOx
EMISSIONS
REDUCED BY 35%

HARMFUL CARBON
GASES DOWN
70%

90%
LESS HARMFUL
DUST EMISSIONS



60%
MORE EFFICIENT
THAN AN OPEN FIRE

WILL ONLY BURN
2 LOGS
AN HOUR



PLANNING A HOME IMPROVEMENT THIS YEAR? NOW IS THE TIME TO REPLACE YOUR OLD STOVE OR OPEN FIRE WITH A CLEANER, MORE EFFICIENT WOODBURNING STOVE. HENLEY ECO-DESIGN, STOVES FOR THE FUTURE TODAY!

ECO-DESIGN COMPARISONS

90%
MORE EMISSIONS THAN
ECO DESIGN



OPEN FIREPLACE



16 LOGS

TO PRODUCE 4KWH OF HEAT OVER 5 HOURS

G ENERGY RATING

80%
MORE EMISSIONS THAN
ECO DESIGN



10 YEAR OLD STOVE



8 LOGS

TO PRODUCE 4KWH OF HEAT OVER 5 HOURS

B ENERGY RATING



HENLEY ECO DESIGN



5 LOGS

TO PRODUCE 4KWH OF HEAT OVER 5 HOURS

A+ ENERGY RATING

DIRTY

AIR QUALITY

CLEAN

